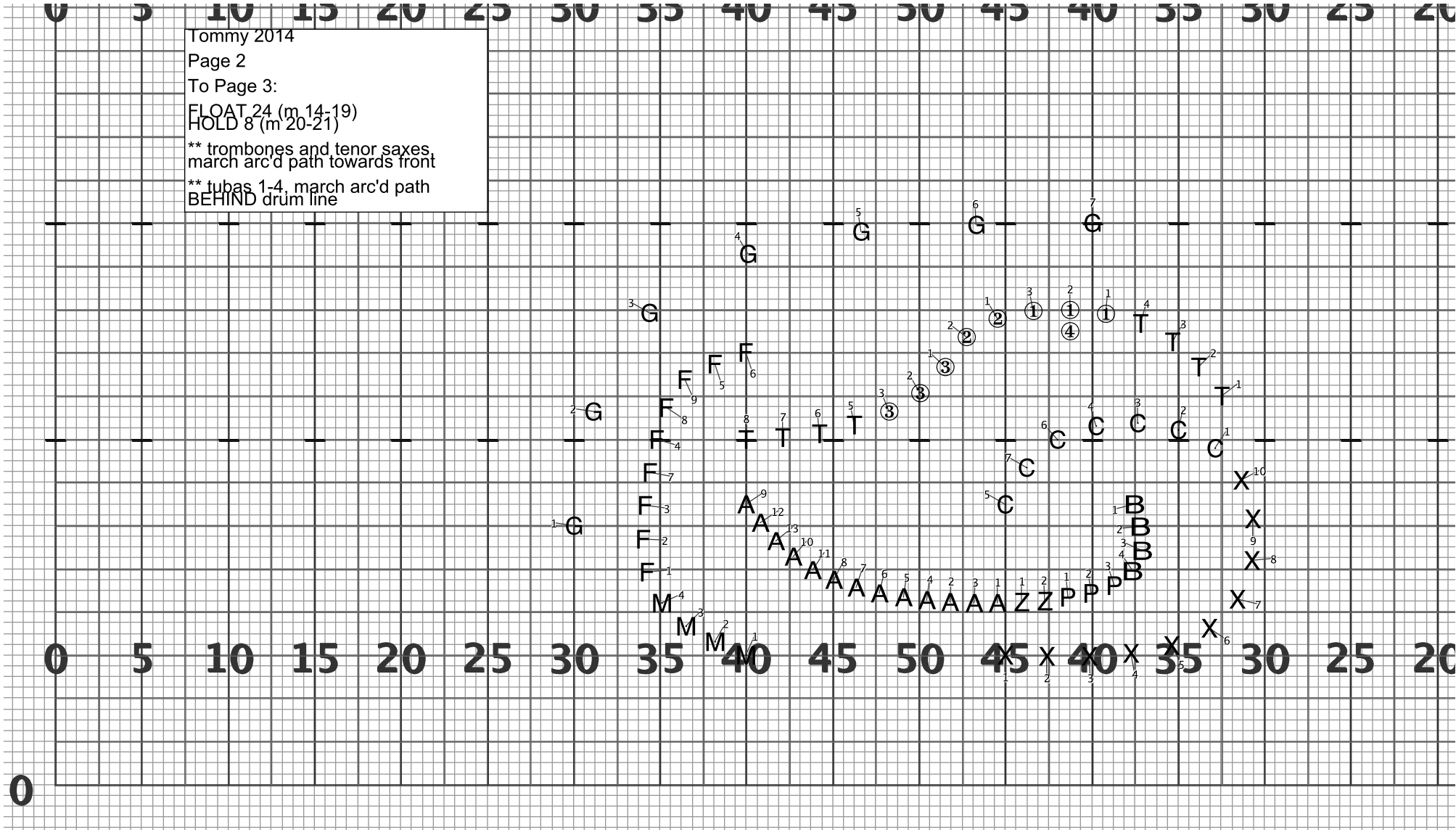


Tommy 2014  
 Pre-Stage/Page 1  
 HOLD/Perc Intro 4 (m 1)  
 HOLD 32 (m 2-9)  
 \*\*slow horns up in m 4-5\*\*  
 To Page 2  
 FLOAT 16 (m 10-13)

The musical score is written on a grid. It includes notes for G, F, T, C, B, Z, A, P, M, X, and C. The notes are arranged in several lines, with stems and beams indicating rhythm. There are also circled numbers (1-4) and other symbols. At the bottom, there is a tempo/meter section: 0 5 10 15 20 25 30 F 35 M 40 M 45 X 50 X 45 X 40 X 35 C 30 25 2.

Tommy 2014  
 Page 2  
 To Page 3:  
 FLOAT 24 (m 14-19)  
 HOLD 8 (m 20-21)  
 \*\* trombones and tenor saxes,  
 march arc'd path towards front  
 \*\* tubas 1-4, march arc'd path  
 BEHIND drum line



Director Viewpoint

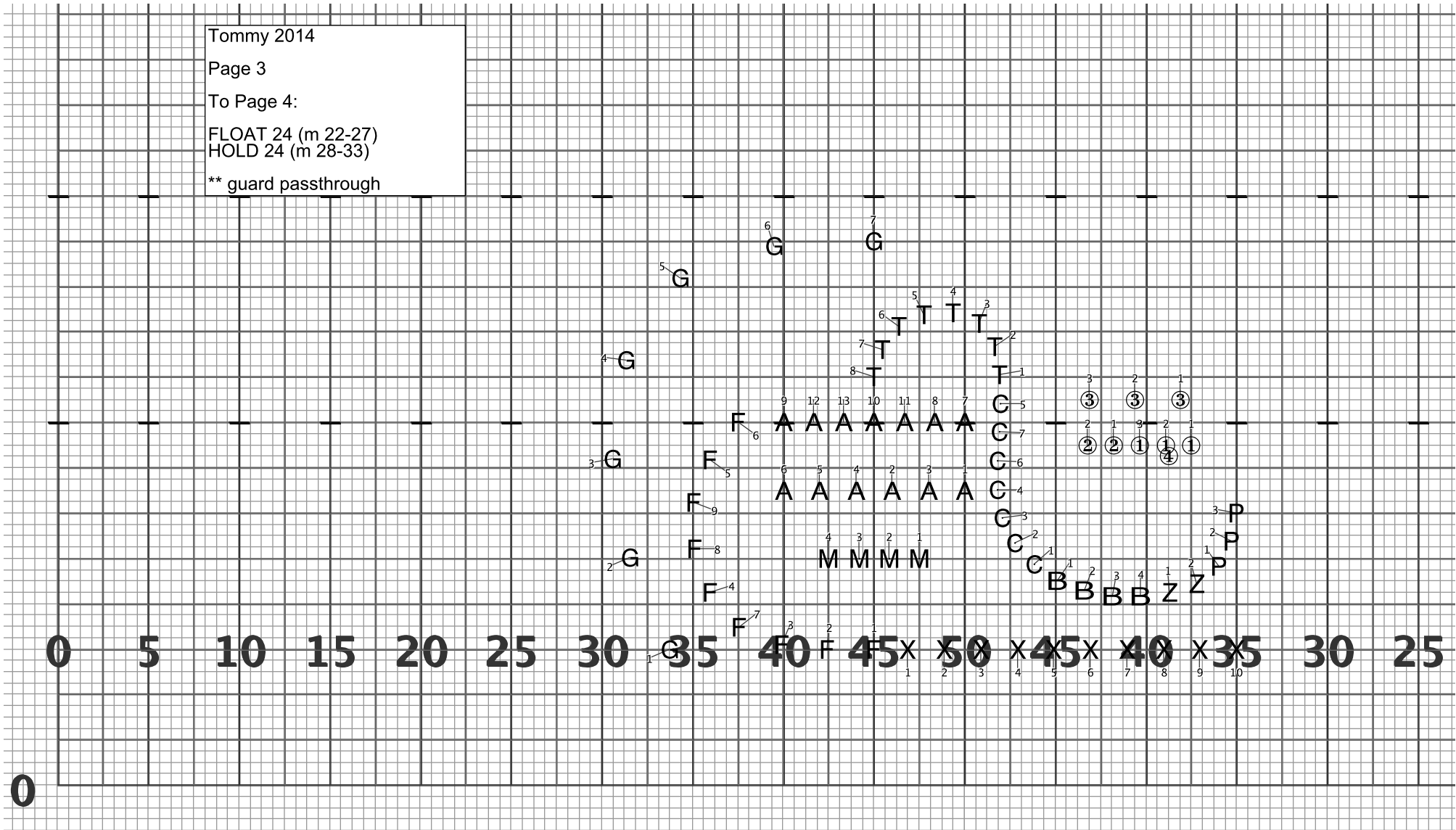
Tommy 2014

Page 3

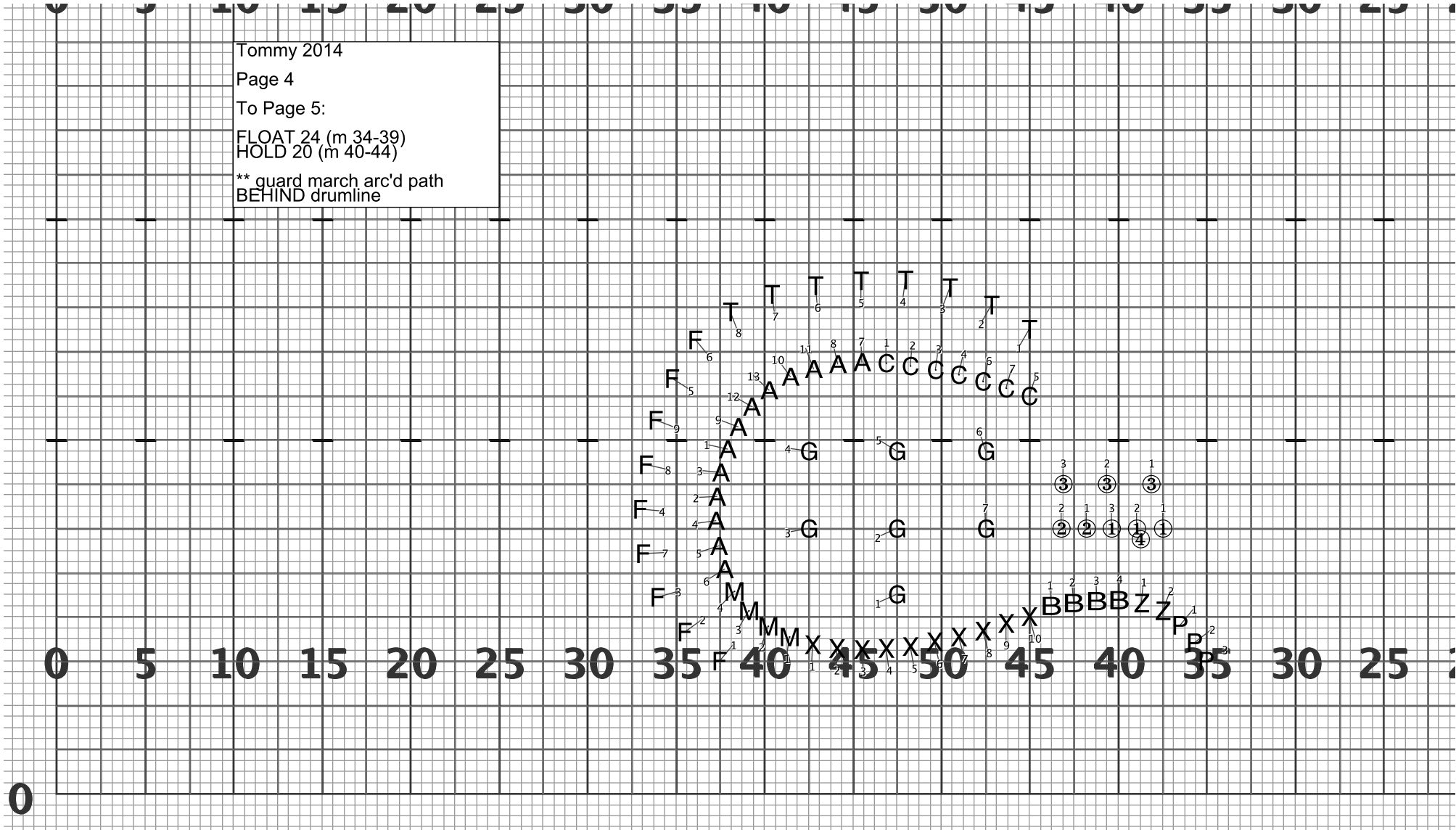
To Page 4:

FLOAT 24 (m 22-27)  
HOLD 24 (m 28-33)

\*\* guard passthrough



Tommy 2014  
 Page 4  
 To Page 5:  
 FLOAT 24 (m 34-39)  
 HOLD 20 (m 40-44)  
 \*\* guard march arc'd path  
 BEHIND drumline



Director Viewpoint

Tommy 2014  
 Page 5  
 To Page 6:  
 FLOAT 24 (m 45-50)  
 HOLD 8 (m 51-52)  
 \*\* guard passthrough (G3/saxes & mellos)

0 5 10 15 20 25 30 35 40 45 50 55 60 65 70 75 80 85 90 95

0

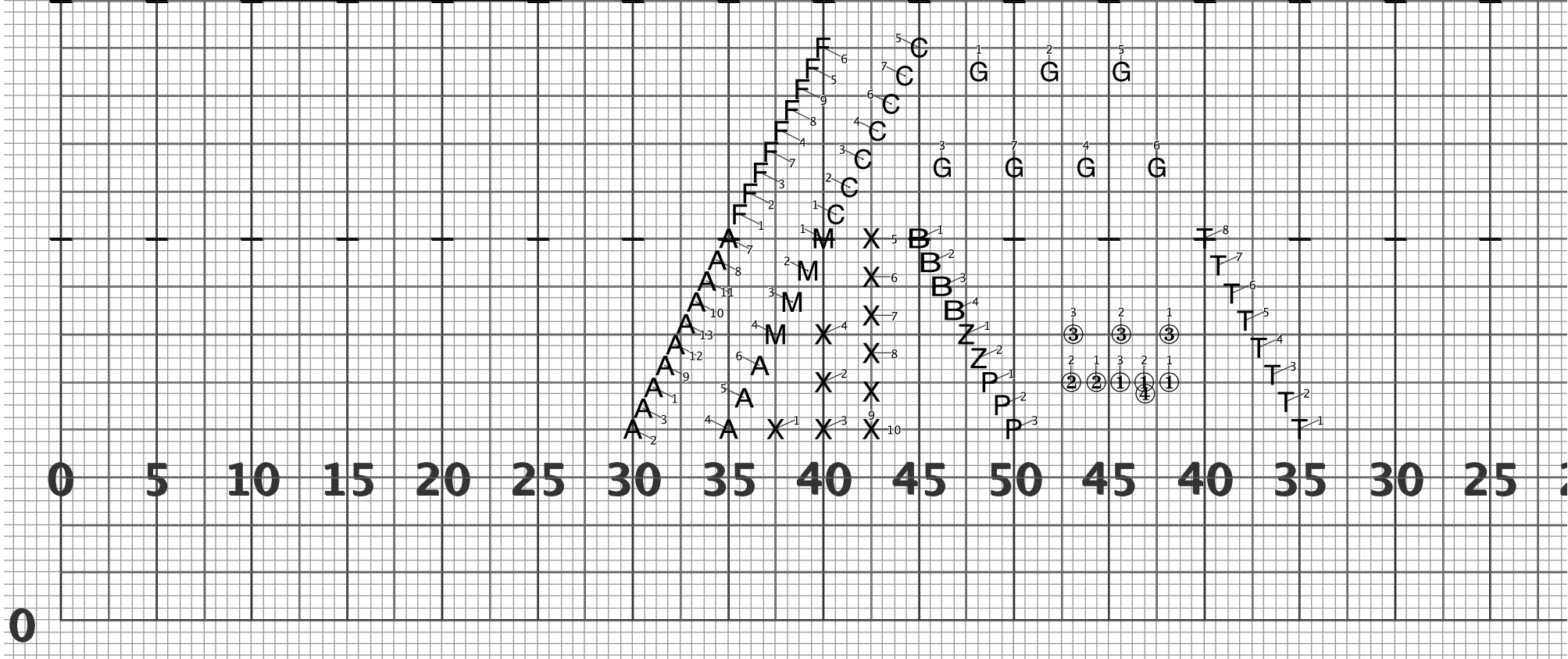
Tommy 2014

Page 6

To Page 7:

FLOAT 16 (m 53-56)

HOLD 24 (57-62)



Director Viewpoint

Tommy 2014

Page 7

To Page 8:

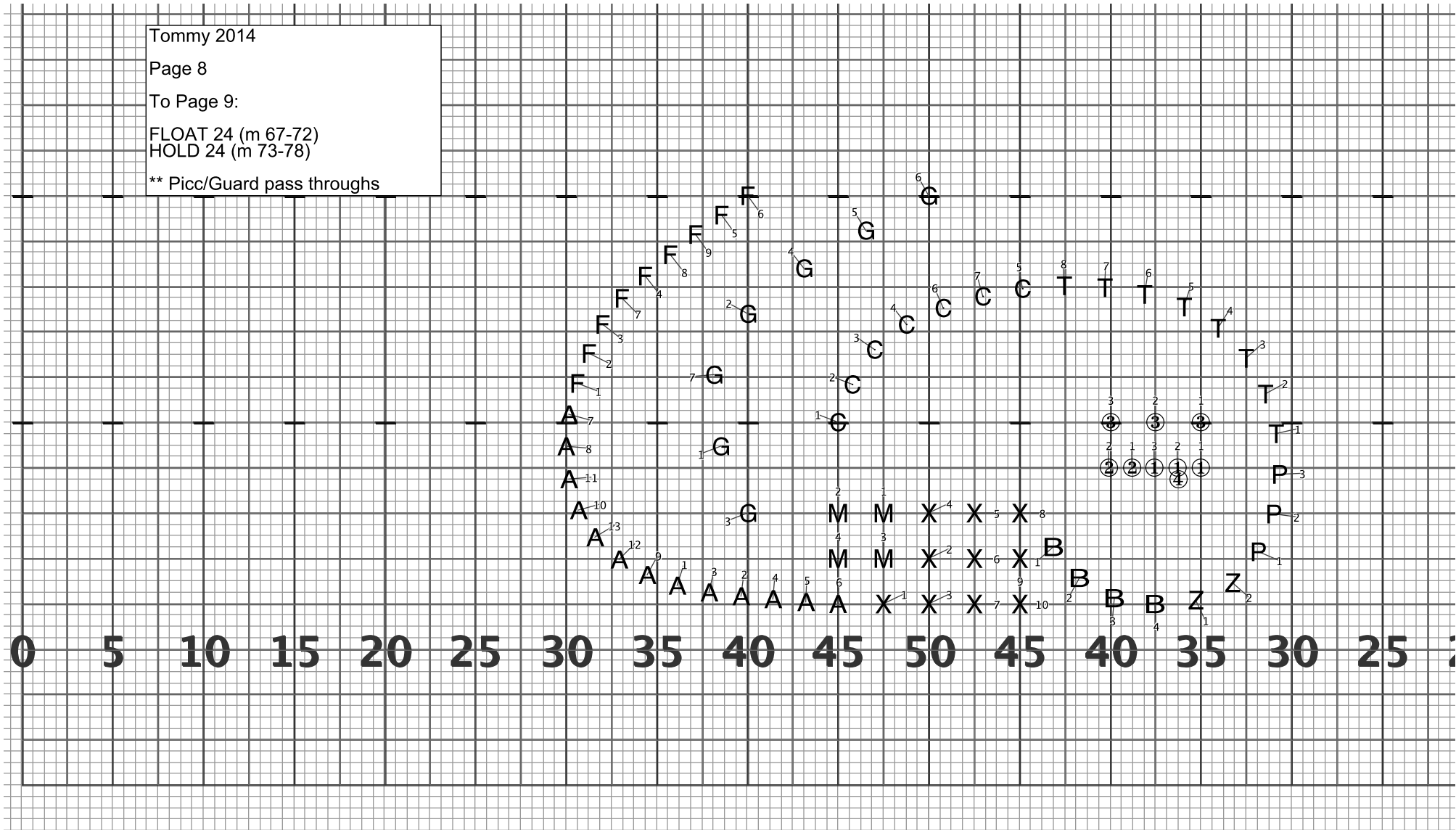
FLOAT 16 (m 63-66)

\*\* Clarinet/Guard passthroughs

The grid contains musical notation for a drill. The notation is arranged in a semi-circular pattern across the grid. The notes and symbols include: A (with fingerings 1-13), F (with fingerings 1-9), C (with fingerings 1-6), G (with fingerings 1-6), T (with fingerings 1-8), M (with fingerings 1-4), X (with fingerings 1-10), B (with fingerings 1-4), Z, and P. Some notes are circled with numbers 1-4. The tempo scale at the bottom is: 0, 5, 10, 15, 20, 25, 30, 35, 40, 45, 50, 45, 40, 35, 30, 25. A large '0' is written in the bottom left corner of the grid.

Director Viewpoint

Tommy 2014  
Page 8  
To Page 9:  
FLOAT 24 (m 67-72)  
HOLD 24 (m 73-78)  
\*\* Picc/Guard pass throughs



Director Viewpoint



Tommy 2014

Page 9

To Page 10:

FLOAT 16 (m 79-82)

Director Viewpoint

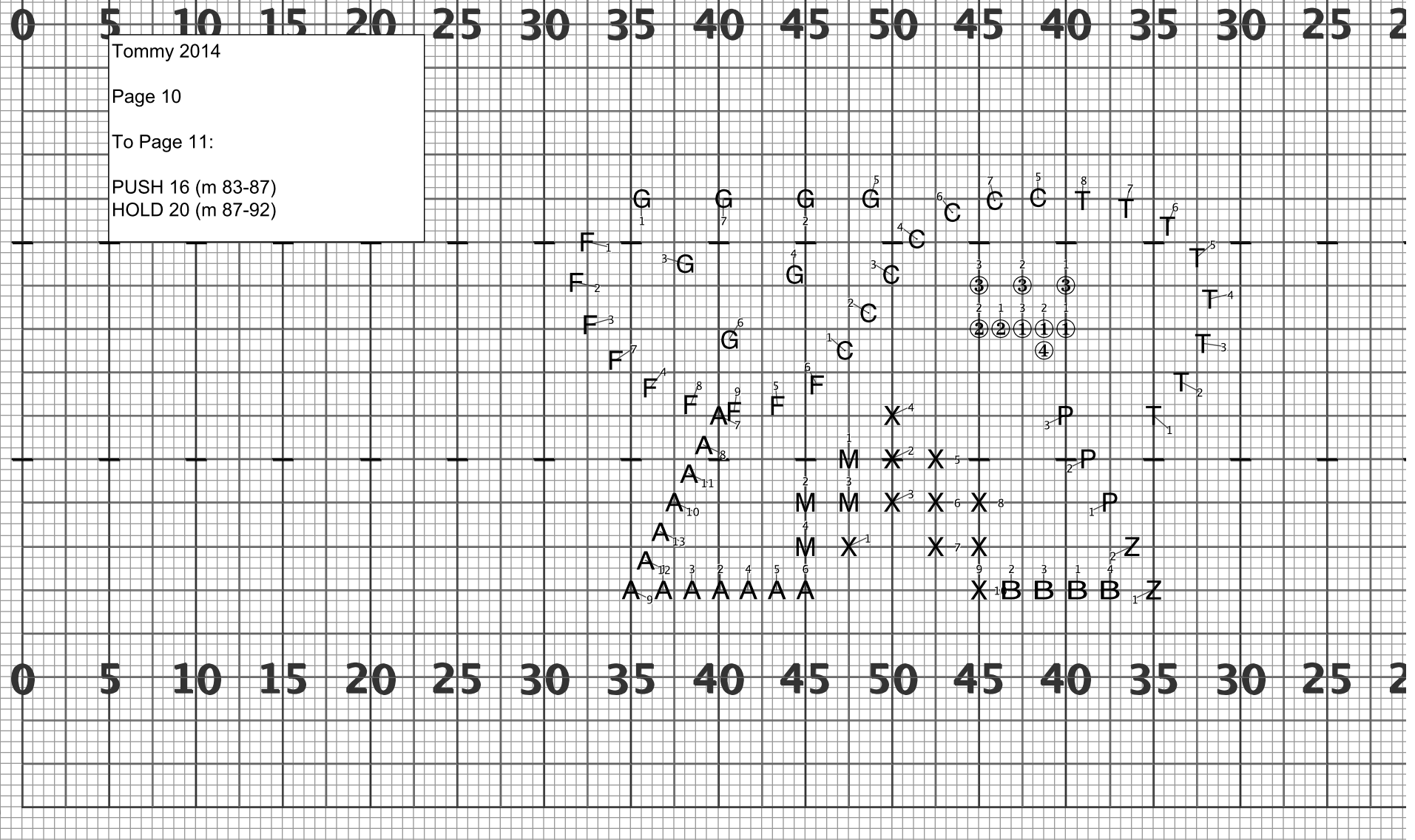
Tommy 2014

Page 10

To Page 11:

PUSH 16 (m 83-87)

HOLD 20 (m 87-92)



Director Viewpoint

Tommy 2014

Page 11

FINAL SET

The grid contains musical notation and numbers. The top row is labeled with numbers 0, 5, 10, 15, 20, 25, 30, 35, 40, 45, 50, 45, 40, 35, 30, 25. The bottom row is labeled with numbers 0, 5, 10, 15, 20, 25, 30, 35, 40, 45, 50, 45, 40, 35, 30, 25. The grid is filled with musical notes and numbers. The notes are arranged in a pattern that roughly forms the word 'TOMMY' and other characters. The notes are: G, F, C, T, X, A, M, P, Z, B. The numbers are small and placed near the notes, indicating fingerings or counts. The notes are arranged in a pattern that roughly forms the word 'TOMMY' and other characters. The notes are: G, F, C, T, X, A, M, P, Z, B. The numbers are small and placed near the notes, indicating fingerings or counts.

Director Viewpoint